

ProTUBE

L_FP

Profesyonel İskele Sistemleri

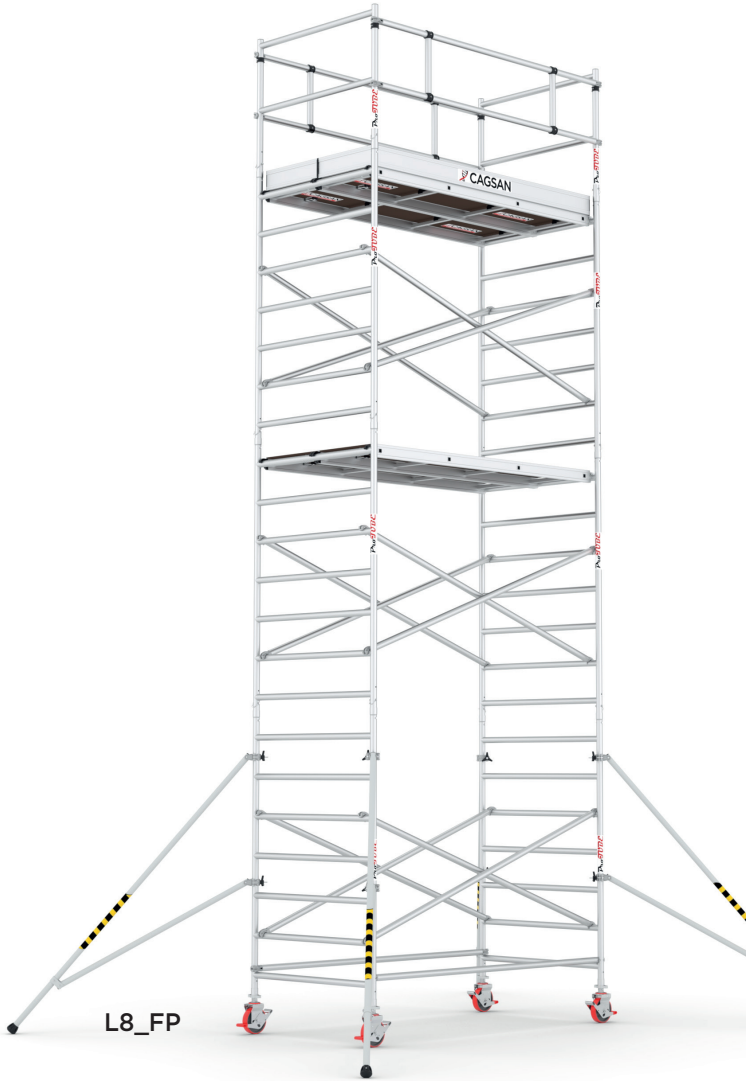
Professional Scaffolding Systems

Professionale Gerüstsysteme

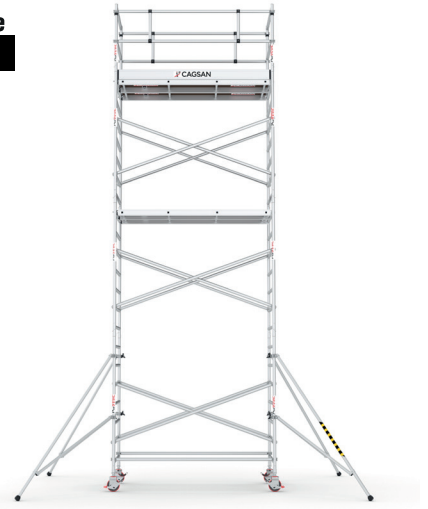
Échafaudage en Aluminium

Andamios de aluminio profesional

Профессиональная алюминиевая вышка-тура



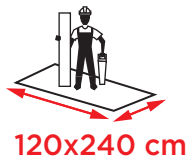
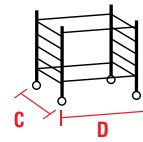
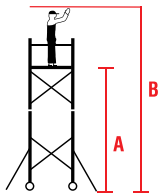
Certificate
EN 1004
Norm



L8_FP

ProTUBE		L4_FP	L6_FP	L8_FP	L10_FP	L12_FP	L14_FP
	PT223M	2	4	6	6	10	10
	PT163M	-	-	-	2	-	2
	PT110K	2	2	2	2	2	2
	PT258KP	1	1	2	2	3	3
	PT258K	1	1	2	2	3	3
	PT275C	4	8	12	16	20	24
	PT259H	2	2	2	2	2	2
	PT259Y	2	2	2	2	2	2
	PT276PA	-	4	4	4	4	4
	PT200TE	4	4	4	4	4	4
	PT302TM	1	1	1	1	1	1

MAX.
2,0 kN/m²



120x240 cm

	A (m.)	B (m.)	C x D (m.)	(kg.)
ProTUBE L4_FP	2,3	4,1	135x256	124
ProTUBE L6_FP	4,4	6,2	135x256-400x500	169
ProTUBE L8_FP	6,5	8,3	135x256-400x500	234
ProTUBE L10_FP	8,0	9,8	135x256-400x500	257
ProTUBE L12_FP	10,7	12,5	135x256-400x500	328
ProTUBE L14_FP	12,0	13,8	135x256-400x500	352



CAGSAN
www.cagsanmerdiven.com

